



Quarterly Update 2016

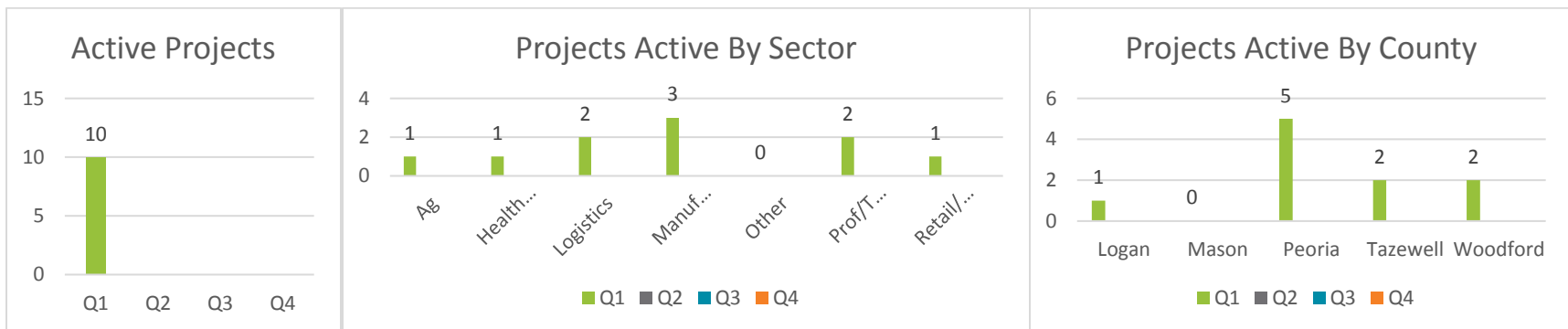
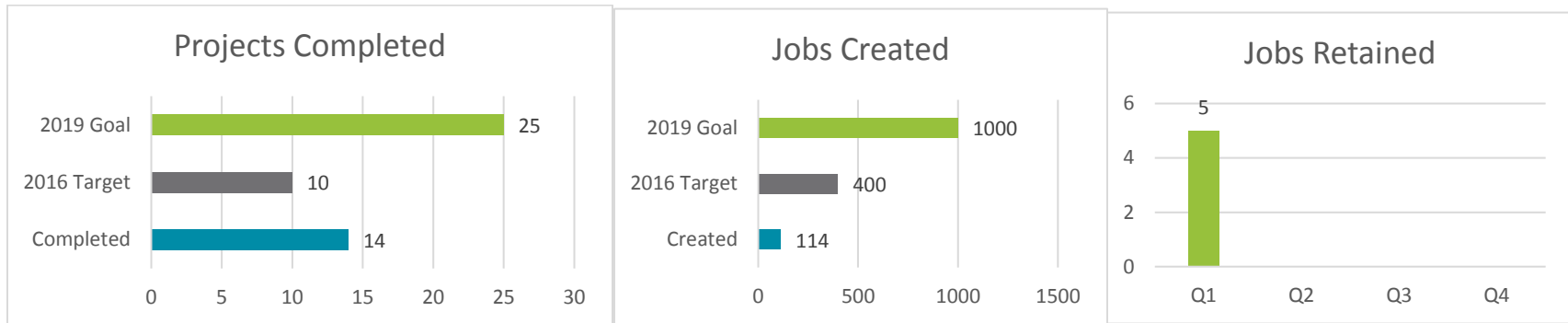
greaterpeoriaedc.org • (309) 495-5910

Greater Peoria EDC

Quarterly Economic Update | Q1 2016

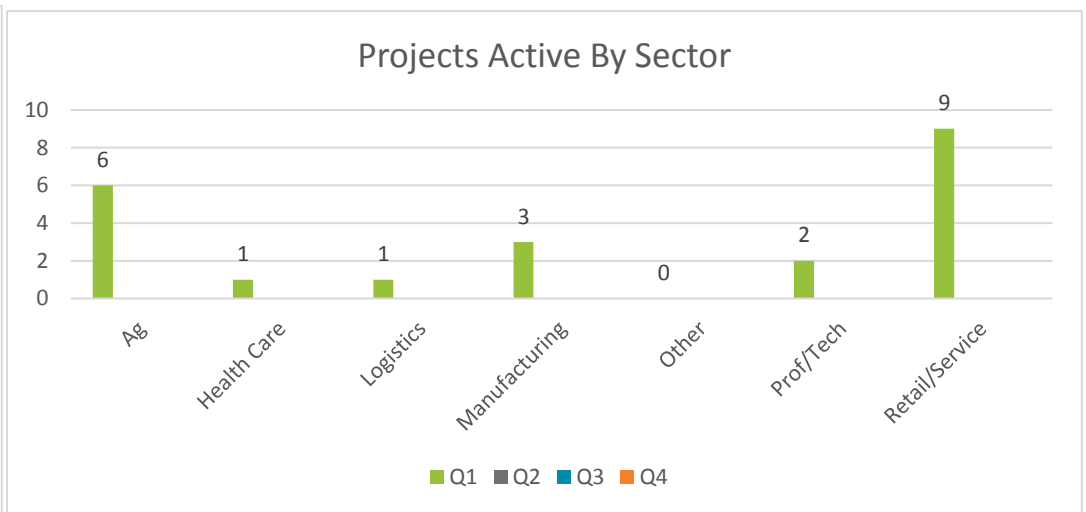
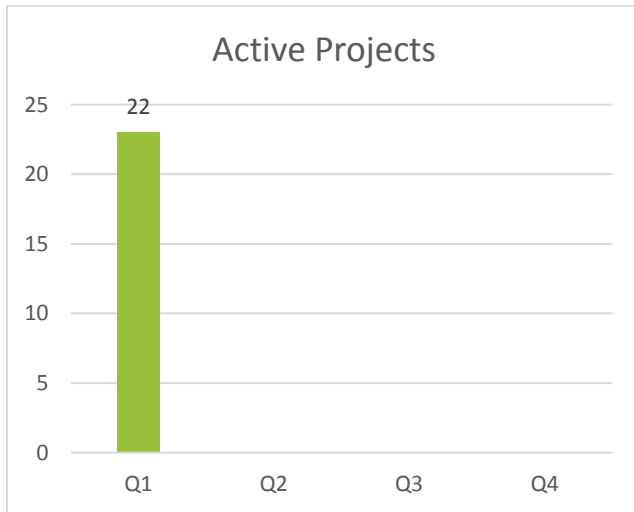
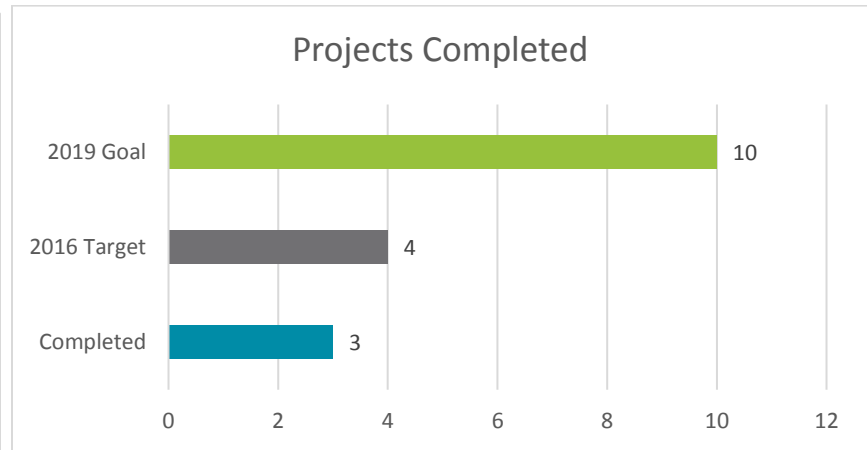
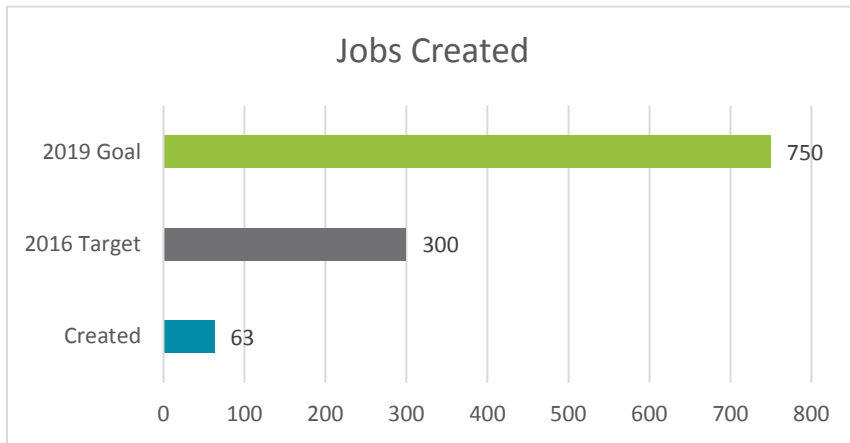


GPEDC Performance | Expansion/Retention Projects Jan-Mar 2016

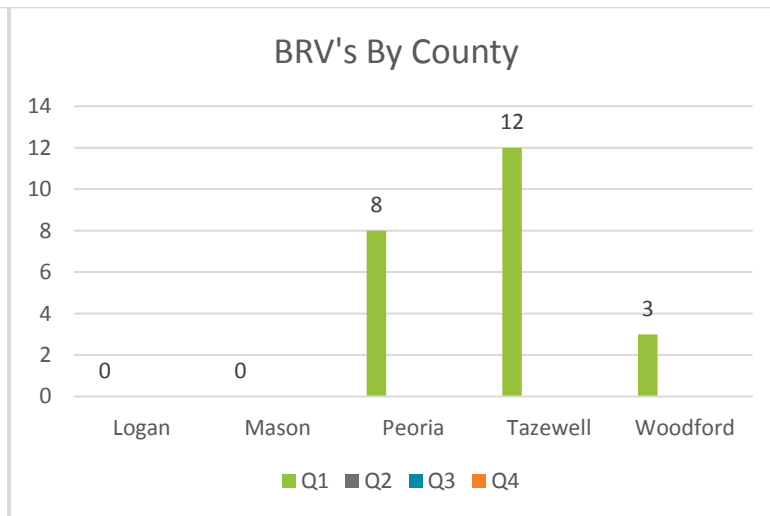
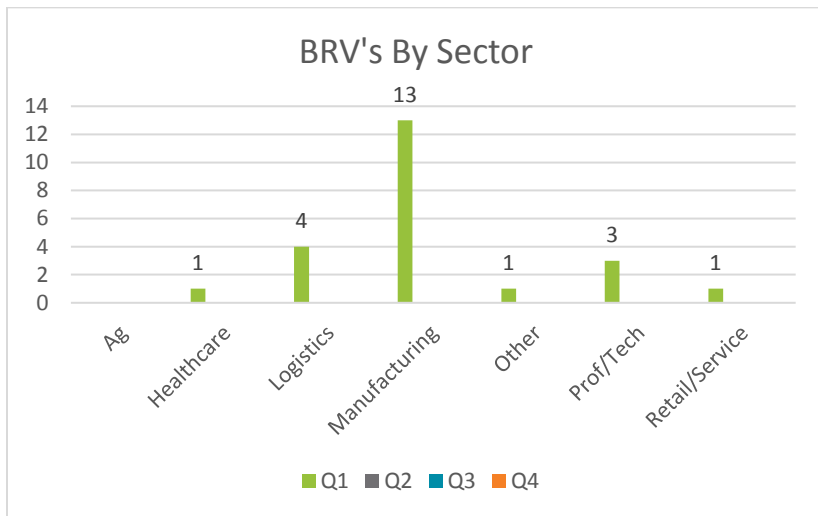
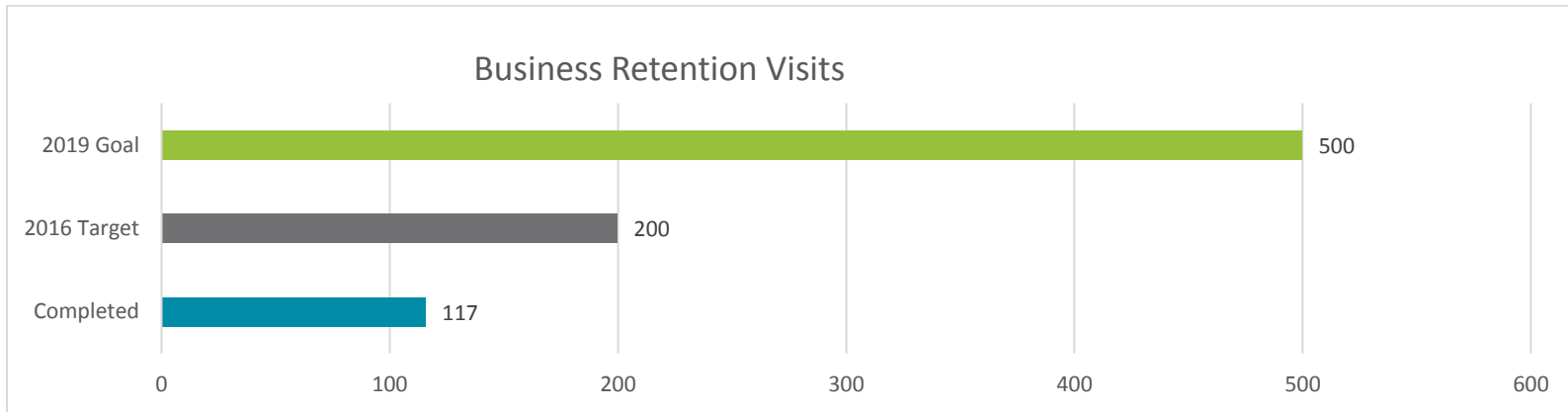


| Quarter | Company | Description | City | County | New Jobs | Retained |
|--------------|----------------------------|-----------------------------------|----------|----------|----------|----------|
| Q1: | Crank's Industrial Coating | Expansion of Industrial Company | Pekin | Tazewell | 2 | 5 |
| | Lonza | Expansion of processing equipment | Mapleton | Peoria | 0 | 0 |
| Total | | | | | 2 | 5 |

GPEDC Performance | Attraction Projects Jan-March 2016



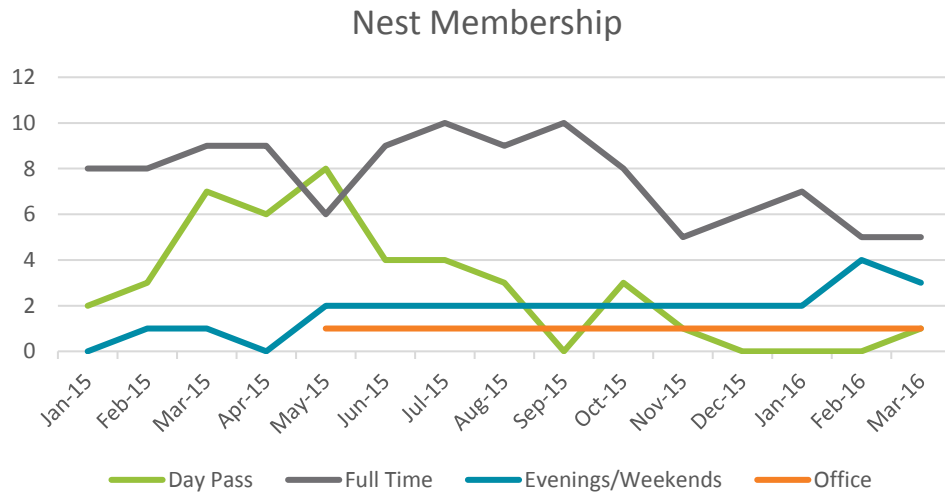
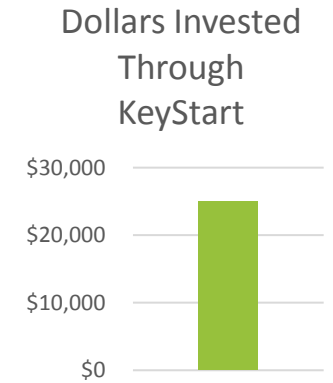
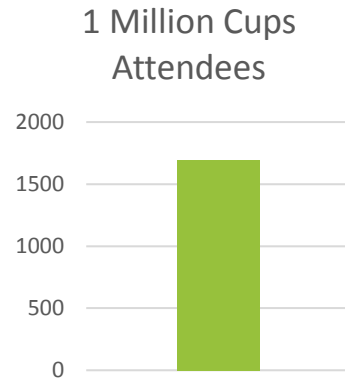
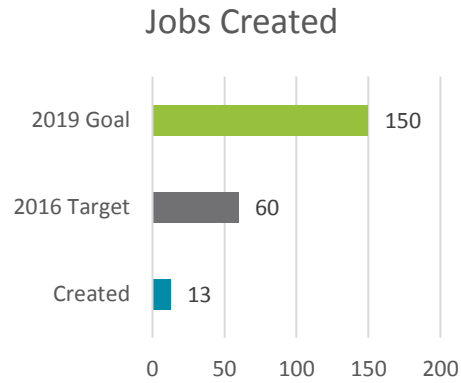
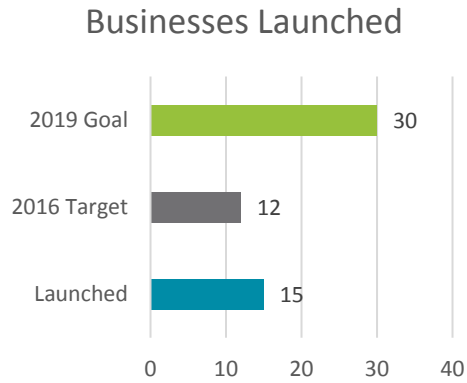
GPEDC Performance | Business Retention Visits Jan-March 2016



GPEDC Performance | Business Retention Visits Jan-March 2016

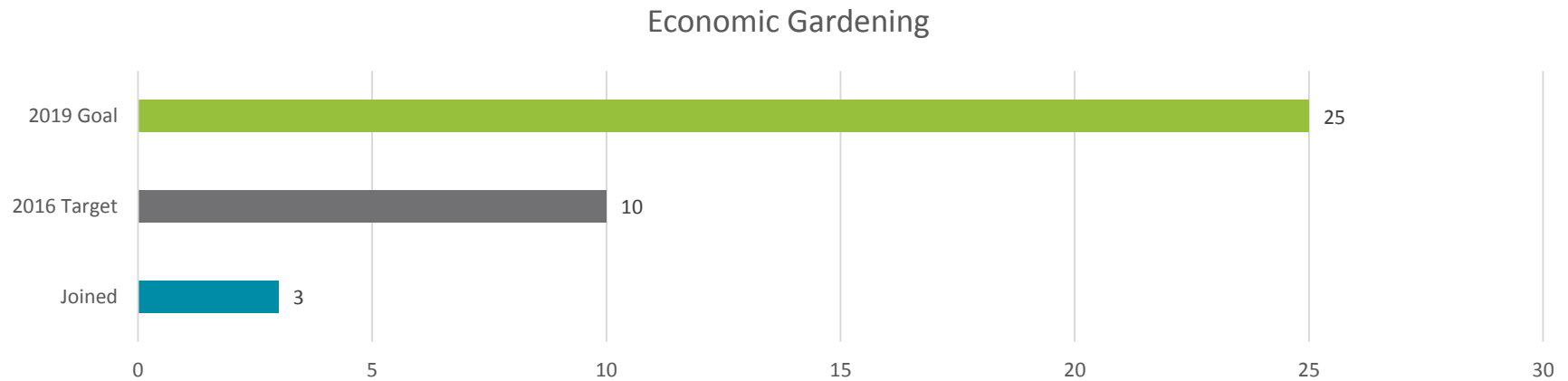
| Companies Visited | |
|--------------------------------|--|
| Peoria Metro | DCX-Chol Enterprise, Inc. ElecSys Division |
| ACES Enterprises | Precision Planting Tremont |
| RL Lewis | Morton Machining (Marion Tool & Die Inc.) |
| McBride & Shoff | Crank's Industrial Coating Service |
| Metamora Industries | Allied Welding Chillicothe |
| SCBAS, Inc. | Superior Industries |
| FDC Solutions | Precision Planting Morton |
| Central Manufacturing Company | Fibrebond |
| Walz Label and Mailing Systems | Chemtura Mapleton |
| Walz Scales | Manufacturing Maintenance Solutions, Inc. |
| ITC Inc. | Automotive Robotics Inc. |
| Green Tree Pharmacy | |

GPEDC Performance | Startup Peoria Projects Jan-March 2016



| Quarter | Company | Jobs Created |
|---------|---------|--------------|
| Q1: | Scioux | 1 |
| Total: | | 1 |

GPEDC Performance | Economic Gardening Jan-March 2016



| Quarter | Company | Company Description |
|---------|-------------------------|---------------------------|
| Q1: | Kemp Manufacturing | Precision Metal Machining |
| | ITC, Inc. | Custom Metal Machining |
| | Calihan Pork Processing | Food Processing |

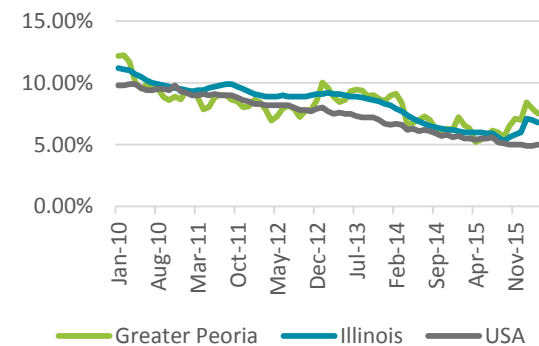
Regional Indicators | Employment, Labor Force, Unemployment Rates

- Greater Peoria employment decreases in the first quarter:** Greater Peoria employment at the end of Q1 was 183,155 which was down 1,342 (.73%) from Q4. Illinois employment increased .58 percent for this quarter as well as the US which increased .44 percent. Stand outs of growth this quarter despite the overall loss were sectors: professional and business services (2.23%), trade, transportation, and utilities (1.19%), and government (.47%).
- Regional unemployment rate increases:** The Greater Peoria seasonally-adjusted unemployment rate increased from 7% in Q4 to 7.53% in Q1. For Illinois, unemployment increased to 6.8% at the end of Q1. The US unemployment stayed the same at 5%. Greater Peoria's unemployment over the last year has grown 1.14% along with Illinois' increase of .8%. However, the US saw a decrease in unemployment of .5%. These increases in unemployment can be attributed to recent struggles in the manufacturing industry.
- Labor force shrinks slightly in first quarter:** the Greater Peoria labor force shrank by 549 in Q1 to 198205. The labor force has also shrank slightly for the year by 329.

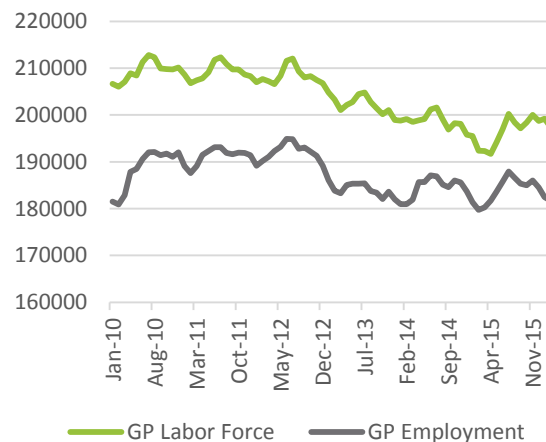
Greater Peoria Total Employment



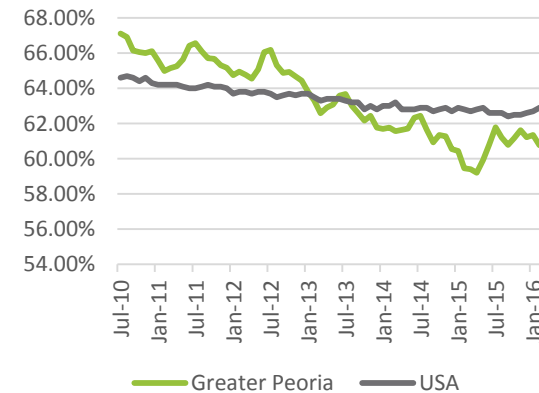
Greater Peoria Unemployment Rates



Greater Peoria Labor Force



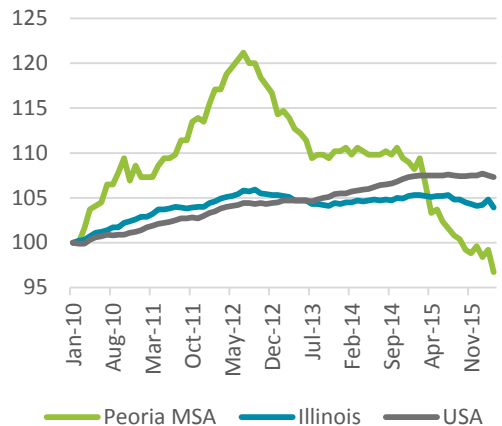
Labor Force Participation Rate



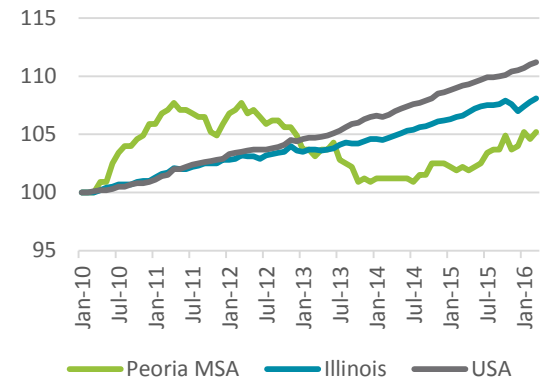
Regional Indicators | Employment Index By Industry

- Charts on page 9 and 10 show Peoria MSA employment growth compared to state and national averages since the beginning of 2010.
- Overall employment fell early in the quarter but recovered towards the end, and remains up 2890 since last March.
- Three of the eight major industries saw employment increases from Q4 to Q1. For the span of a year, four industries have grown.
- A 14.5% percent gain in Professional and Business Services drove employment gains for the quarter, made possible by new and expanding business opportunities, as well as some seasonality effects of the end of winter.

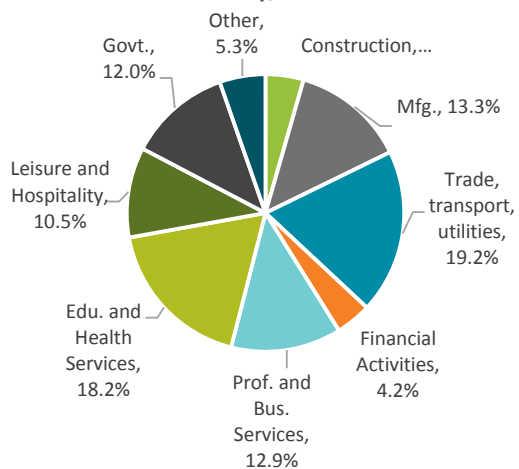
Manufacturing



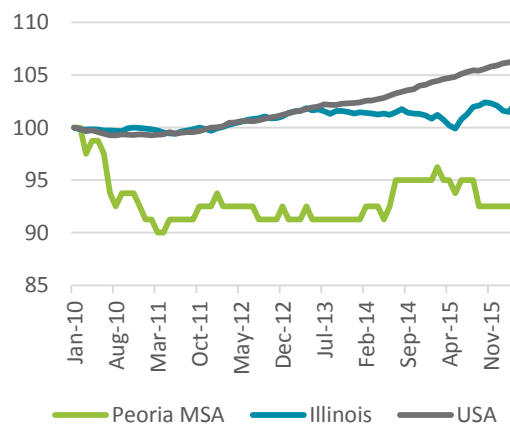
Trade, Transportation, and Utilities



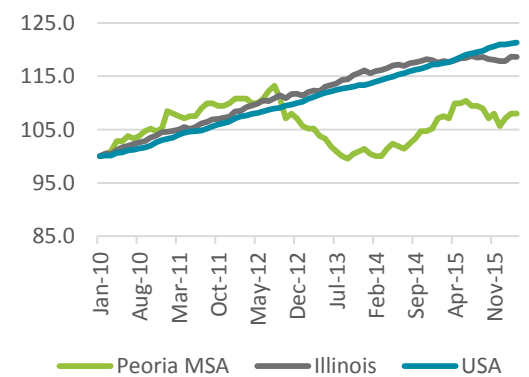
Peoria MSA Share of Employment By Industry, Q1 2016



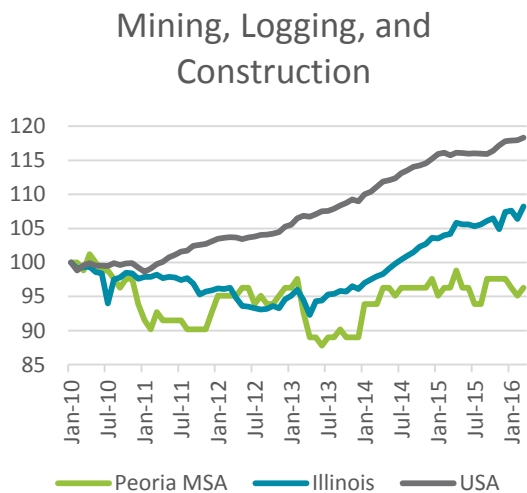
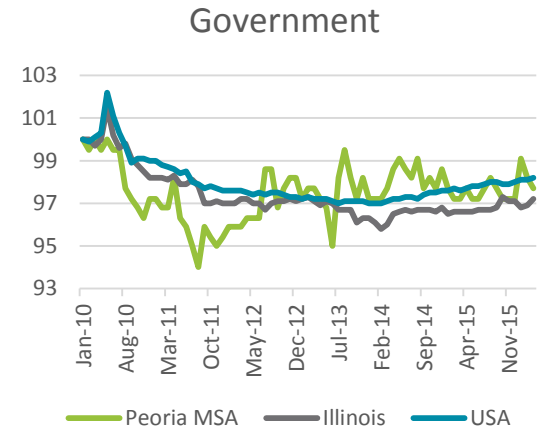
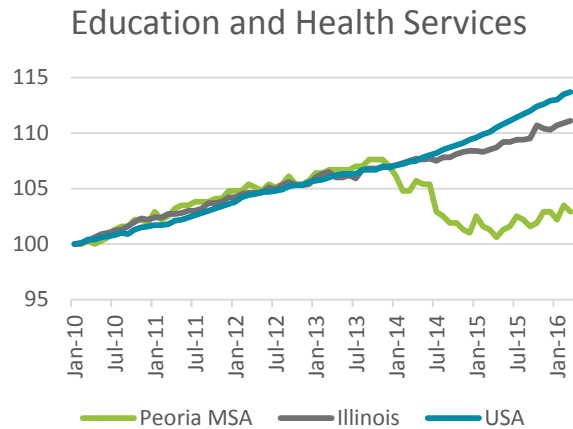
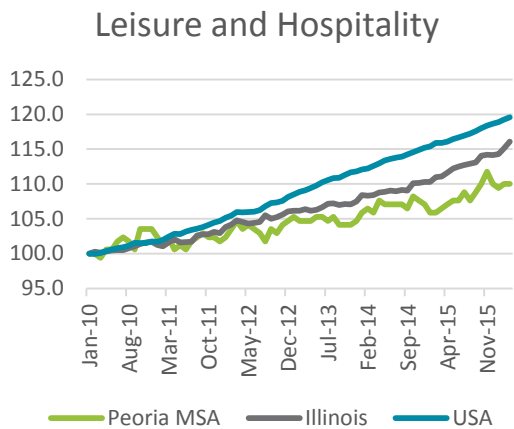
Financial Activities



Professional and Business Services



Regional Indicators | Employment Index By Industry (continued)

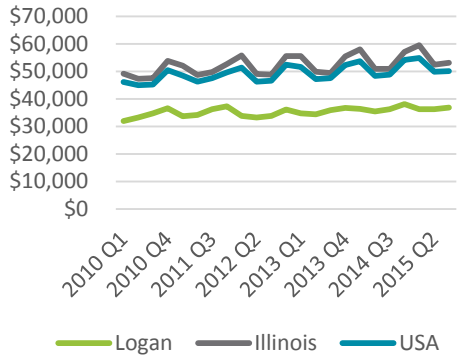


Quarterly Employment Change By Industry

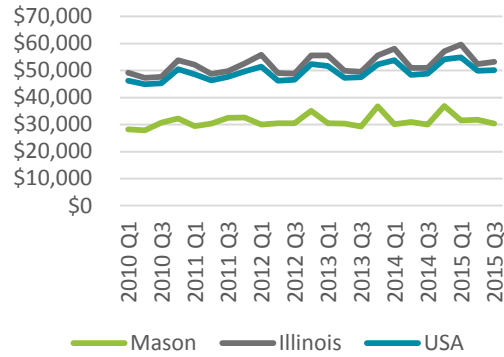
| Industry | Q3 Jobs | Q4 Jobs | MSA empl. Chg. | |
|--------------------------------------|--------------|--------------|----------------|---------------|
| | Thousands | Thousands | No. | % |
| Mining, Logging, Construction | 7.9 | 7.9 | 0.00 | 0.00% |
| Manufacturing | 24.4 | 23.7 | -0.70 | -2.87% |
| Trade, Transportation, and Utilities | 33.7 | 34.1 | 0.40 | 1.19% |
| Financial Activities | 7.4 | 7.4 | 0.00 | 0.00% |
| Professional and Business Services | 20.0 | 22.9 | 2.9 | 14.50% |
| Education and Health Services | 32.3 | 32.3 | 0.0 | 0.00% |
| Leisure and Hospitality | 18.7 | 18.7 | 0.0 | 0.00% |
| Government | 21.2 | 21.3 | 0.1 | 0.47% |
| Total | 178.0 | 177.8 | -0.2 | -0.11% |

Regional Indicators | Average Hourly Wage

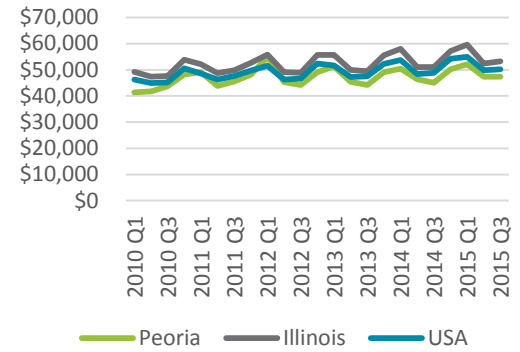
Logan County



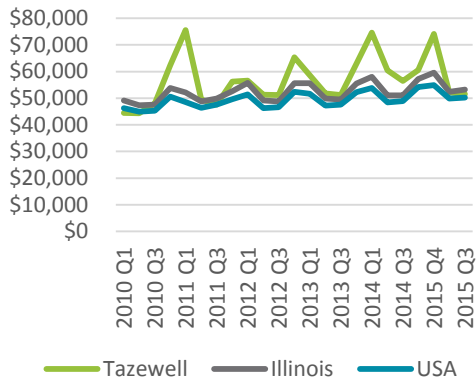
Mason County



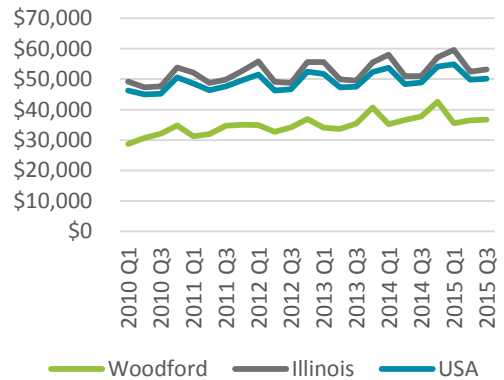
Peoria County



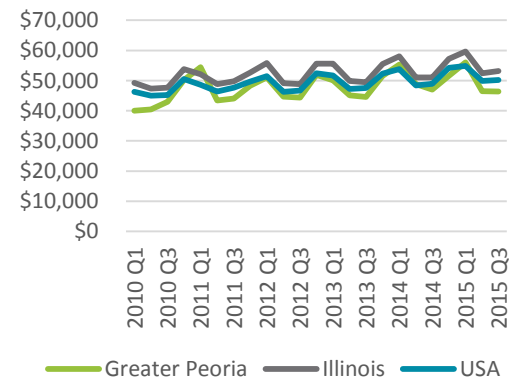
Tazewell County



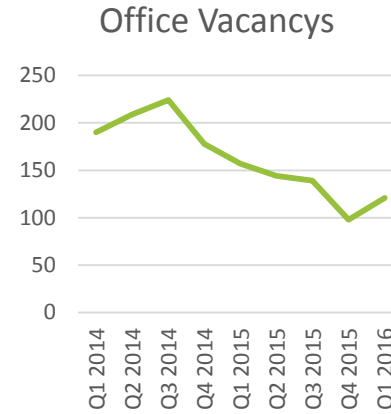
Woodford County



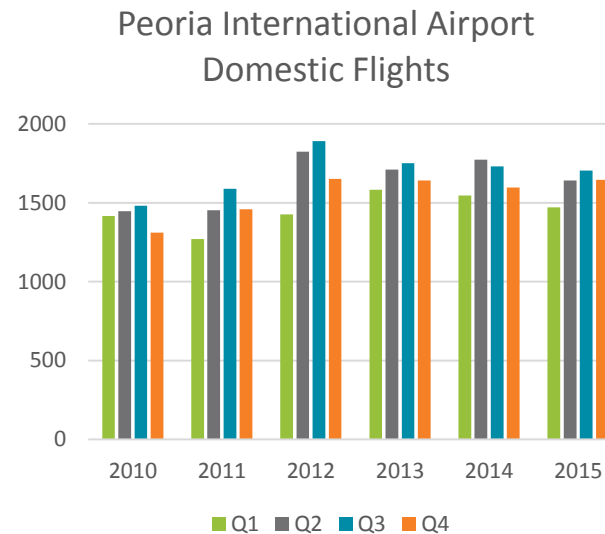
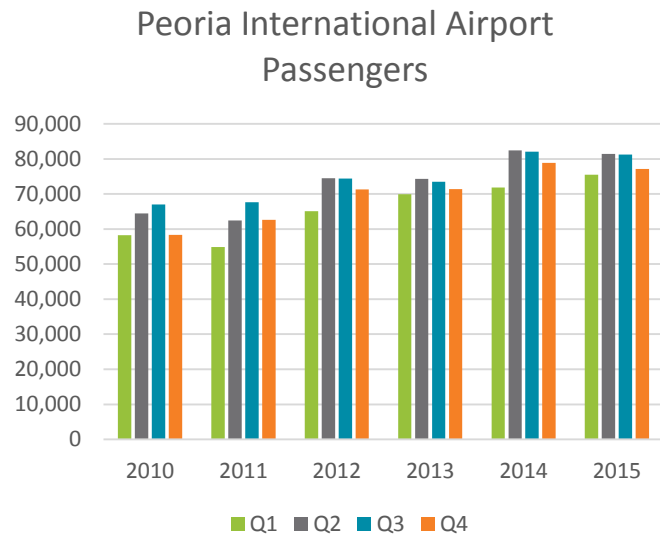
Greater Peoria



Regional Indicators | Commercial Real Estate

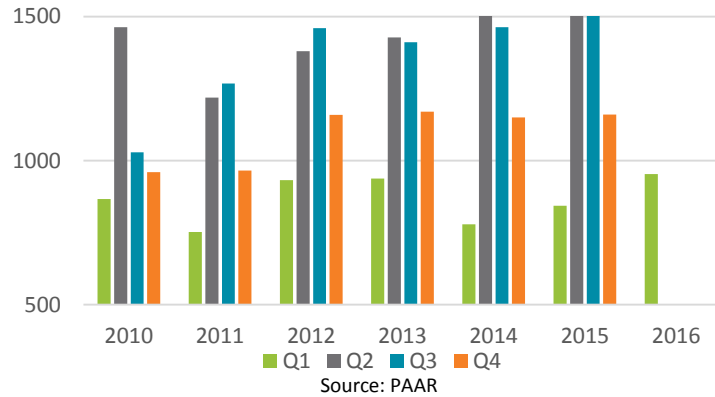


Regional Indicators | Airport Passengers & Flights

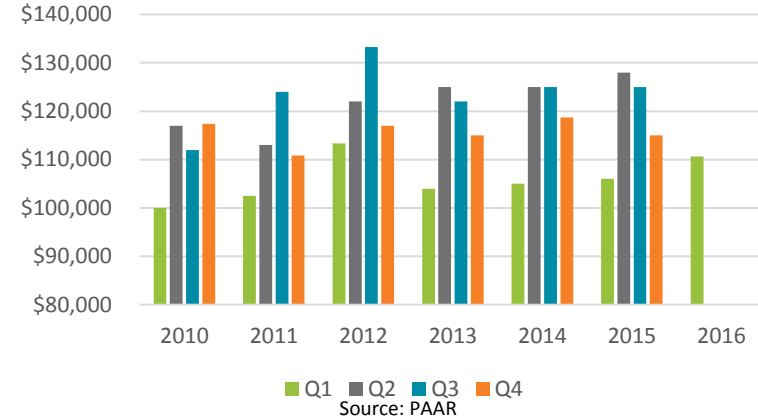


Regional Indicators | Housing

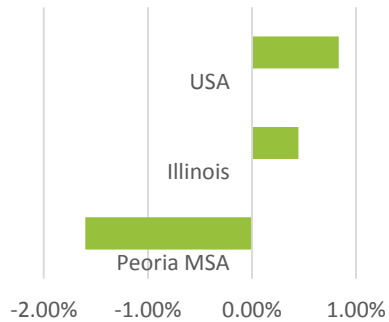
Residential Sales



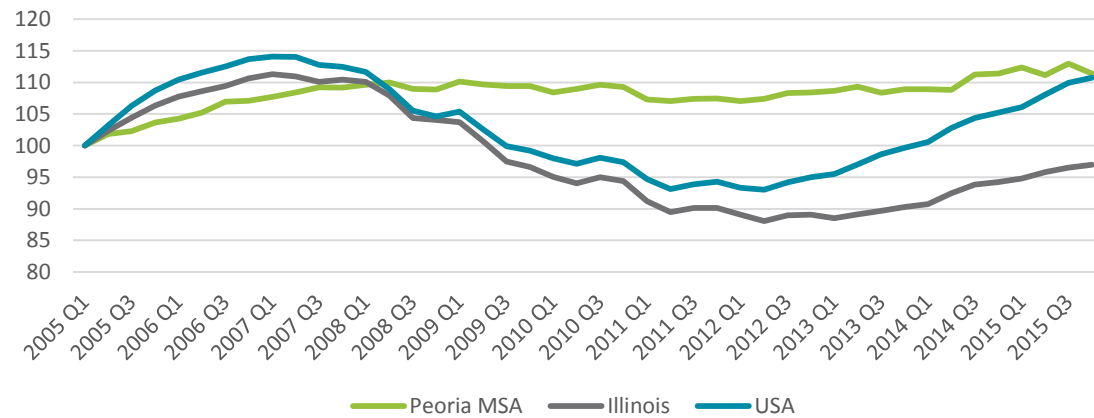
Median Sale



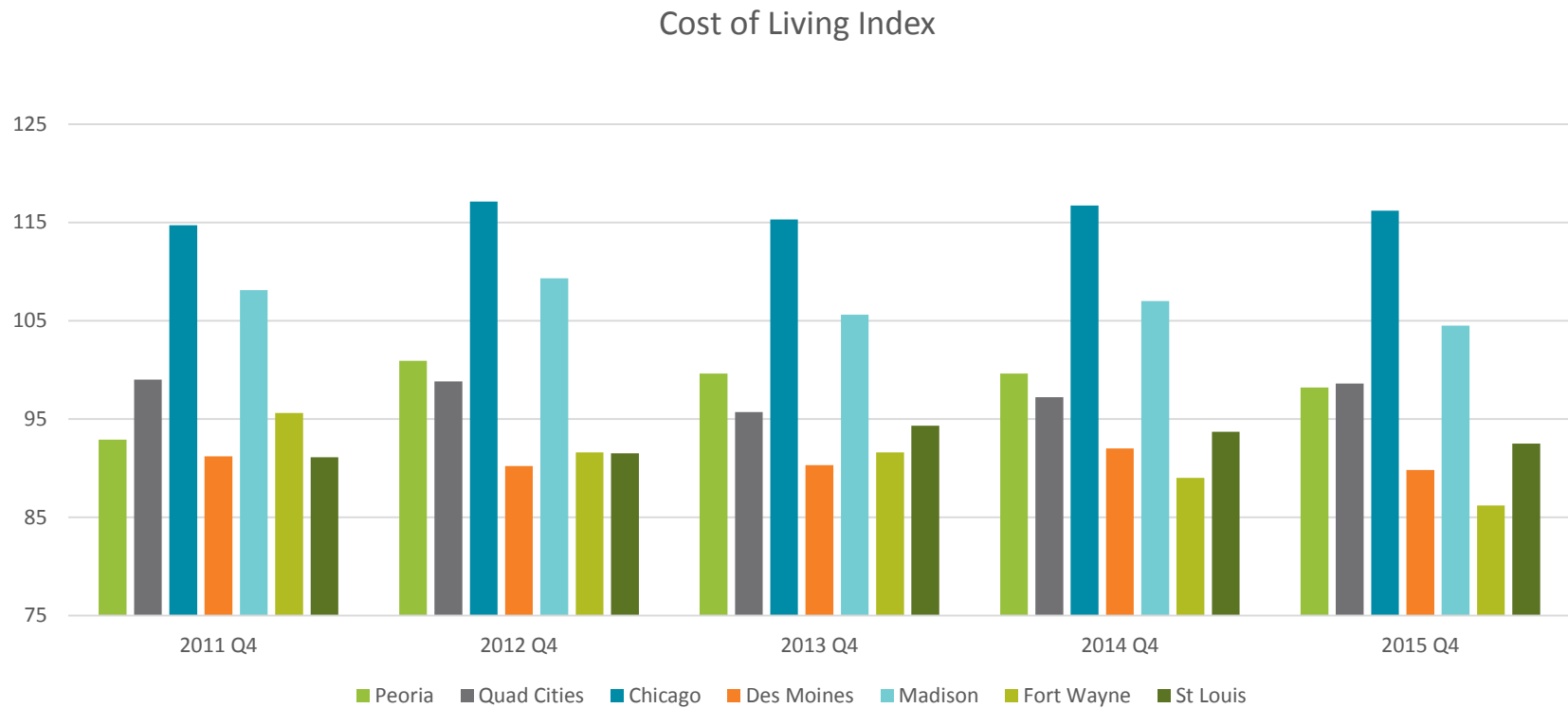
MSA House Price Change, 3rd Quarter 2015 - 4th Quarter 2015



FHFA House Price Index, 1st Quarter 2005 - 4th Quarter 2015



Regional Indicators | Cost of Living Index



Regional Performance | Expansions & Locations | Jan-Mar 2016

| Q1 2016 Project Announcements: | | | | | |
|--------------------------------------|---------------------|----------------|----------|----------|------------|
| PEN | Digital Publishing | Pekin | Tazewell | 0 | Startup |
| Scious | Data Munging | Peoria | Peoria | 1 | Startup |
| WC Support Co | Online Shop Support | Bartonville | Peoria | 0 | Startup |
| Trefzgers Bakery | Bakery | Peoria Heights | Peoria | 4 | Attraction |
| Morton Bank/ Heritage Bank | Banking | Central | Illinois | 0 | Merger |
| Total Jobs 2016 - Attraction: | | | | | |
| | | | | 4 | |
| Total Jobs 2016 - Expansion: | | | | | |
| | | | | 0 | |
| Total Jobs 2016 - Startup: | | | | | |
| | | | | 1 | |
| Total Jobs 2016: | | | | | |
| | | | | 5 | |